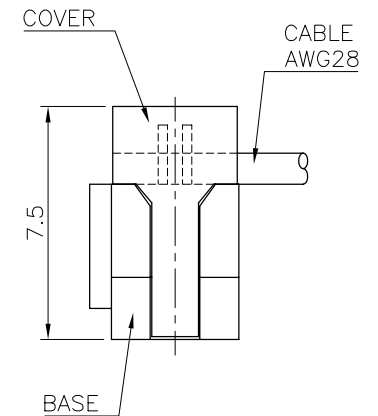
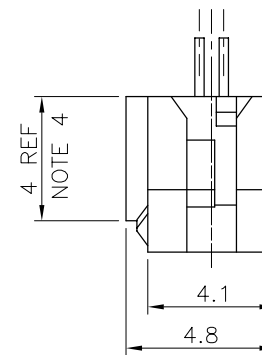
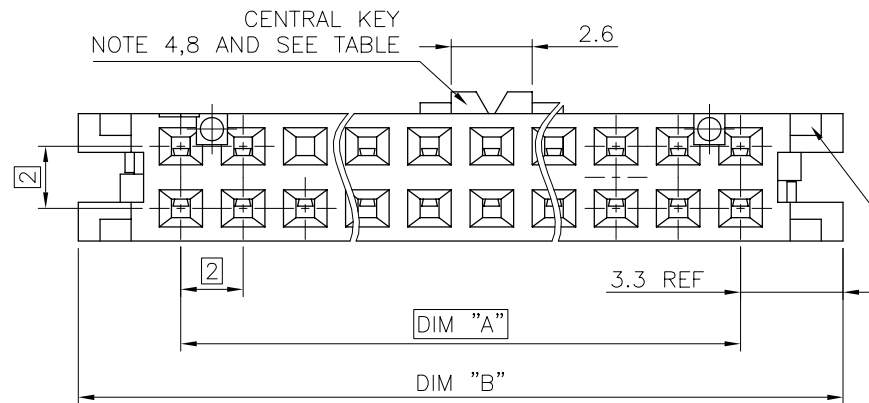
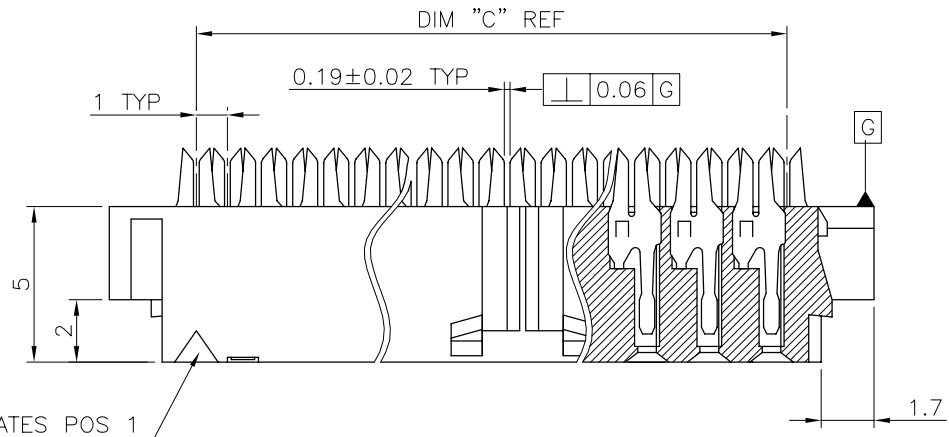
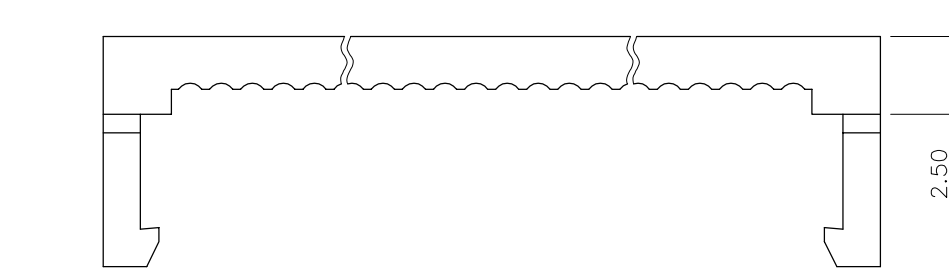


Tous droits réservés. Toute réimpression ou utilisation non autorisée sans la permission écrite de la FCI est formellement interdite.

All rights strictly reserved. Reproduction or use in any form without the written authority of FCI is hereby prohibited.



PRODUCT NUMBER
SEE TABLE



mat'l. code SEE NOTES				tolerances unless otherwise specified		CUSTOMER COPY	ELECTRONICS		
ltr	ecn no	dr	date				www.fciconnect.com		
E	V70495	MSC	97.06.03	linear	.x ±.3	projection 	title 2MM IDC 0.76µm Au		
F	F20373	LMU	02.06.26		.xx ±.13				
G	F20565	LMU	02.11.22	angles	.xxx ±.05		product family MINITEK code 213		
H	F20586	LMU	03.01.27		x' ±2'				
				dr	L.MULIN	02.06.26	size dwg no A3 89947		
				engr	J.COMPAGNON	02.06.26			
				chr			sheet 1 of 2		
				appd	JM.C	02.06.26			
sheet	revision	H	H						
index	sheet	1	2						

PRODUCT NUMBER	POS.	DIM "A"	DIM "B"	DIM "C"
	2x1			
	2x2			
89947-X06	2x3	4	10.6	5
89947-X08	2x4	6	12.6	7
89947-X10	2x5	8	14.6	9
89947-X12	2x6	10	16.6	11
89947-X14	2x7	12	18.6	13
89947-X16	2x8	14	20.6	15
89947-X18	2x9	16	22.6	17
89947-X20	2x10	18	24.6	19
89947-X22	2x11	20	26.6	21
89947-X24	2x12	22	28.6	23
89947-X26	2x13	24	30.6	25
89947-X28	2x14	26	32.6	27
89947-X30	2x15	28	34.6	29
	2x16			
89947-X34	2x17	32	38.6	33
89947-X36	2x18	34	40.6	35
	2x19			
89947-X40	2x20	38	44.6	39
	2x21			
89947-X44	2x22	42	48.6	43
	2x23			
89947-X48	2x24	46	52.6	47
89947-X50	2x25	48	54.6	49
	2x26			
	2x27			
	2x28			
	2x29			
89947-X60	2x30	58	64.6	59
	2x31			
89947-X64	2x32	62	68.6	63
	2x33			
89947-X68	2x34	66	72.6	67
	2x35			
	2x36			

NOTES :

- 1 - MATERIAL : TERMINAL PHOSPHOR BRONZE
BASE.COVER G.F.PBT.UL94V-0.BLACK
- 2 - PLATING : GOLD 0.7µm Au MIN. ON CONTACT AREA
NICKEL 1.25µm MIN UNDERPLATING ALL OVER
- 3 - RECOMMENDED CABLE SIZE : AWG28, STRANDED
- 4 - SHOWS CENTRAL KEY.
SEE TABLE
- 5 - SHOWS SLOT
SEE TABLE
- 6 - GENERAL TOLERANCE : ±0.25
- 7 - FRICTION LATCH BUMPS SIZE 2X3 AND 2X4 DO NOT HAVE TRIANGLE SHOWING POS#1.
- 8 - KEY WIDTH AND THICKNESS ARE REDUCED ON 2x3 SIZE CONNECTOR. (WIDTH=2.0, THICKNESS=4.6).

PRODUCT CODE	WITHOUT CENTRAL KEY	WITH KEY	WITH SLOT	WITHOUT SLOT	WITH SLOT	WITHOUT FRICTION LATCH BUMPS	WITH FRICTION LATCH BUMPS
89947-9XX	○				○		○
89947-8XX	○				○		○
89947-7XX		○			○		○
89947-6XX		○			○		○
89947-5XX			○		○		○
89947-4XX			○		○		○
89947-3XX		○			○		○
89947-2XX		○			○		○
89947-1XX	○				○		○
89947-0XX	○				○		○

mat'l. code SEE NOTE 1				tolerances unless otherwise specified		CUSTOMER COPY	ELECTRONICS		
ltr	ecn no	dr	date	linear	.x ±.3		www.fciconnect.com		
E	V70495	MSC	97.06.03	linear	.xx ±.13	projection mm	title 2MM IDC 0.76µm Au		
F	F20373	LMU	02.06.26		.xxx ±.05				
G	F20565	LMU	02.10.18	angles	x' ±2'	scale 6:1	product family MINITEK size dwg no 213		
H	F20586	LMU	03.01.27	dr	L.MULIN 02.06.26				
				engr	J.COMPAGNON 02.06.26		A3 89947		
				chr					
				appd	JM.C 02.06.26		sheet 2 of -		
sheet index	revision sheet								