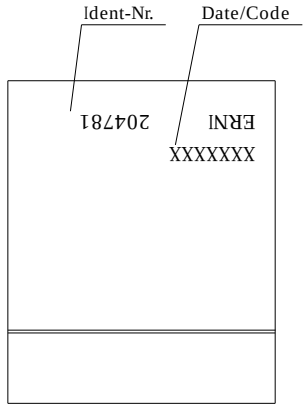

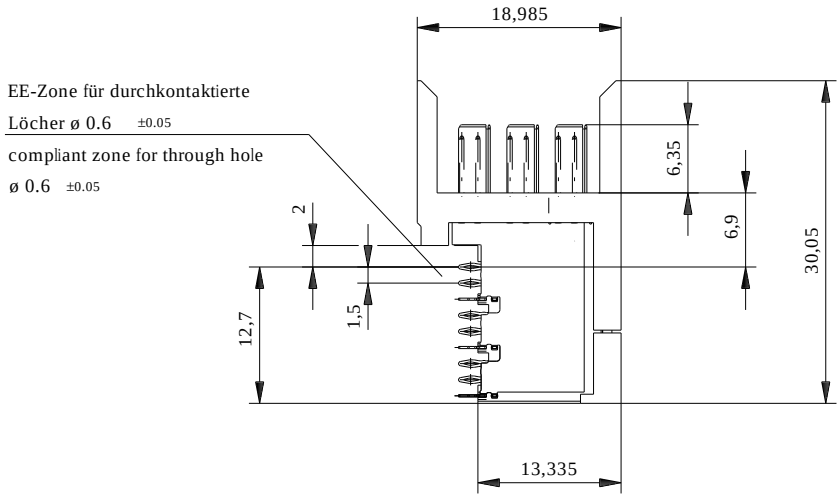

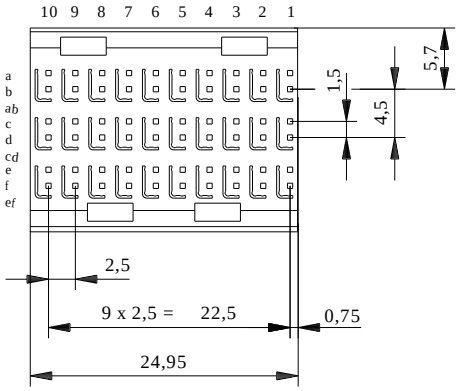

Kontaktversion, Messerkontakt
Contact Option, Male Contact

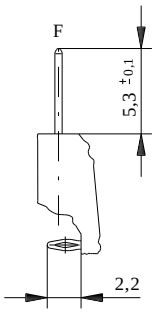

Kontaktversion, Schirmmesser
Contact Option, Shielding Contact

Bestückungsplan - contact layout

	10	9	8	7	6	5	4	3	2	1
a	F	F	F	F	F	F	F	F	F	F
b	F	F	F	F	F	F	F	F	F	F
ab	Y	Y	Y	Y	Y	Y	Y	Y	Y	Y
c	F	F	F	F	F	F	F	F	F	F
d	F	F	F	F	F	F	F	F	F	F
cd	Y	Y	Y	Y	Y	Y	Y	Y	Y	Y
e	F	F	F	F	F	F	F	F	F	F
f	F	F	F	F	F	F	F	F	F	F
ef	Y	Y	Y	Y	Y	Y	Y	Y	Y	Y

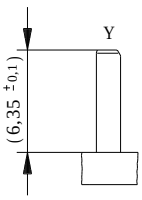

Lochbild für Leiterplatte
(Bestückungsseite)

Board hole pattern
(Component mounting side)

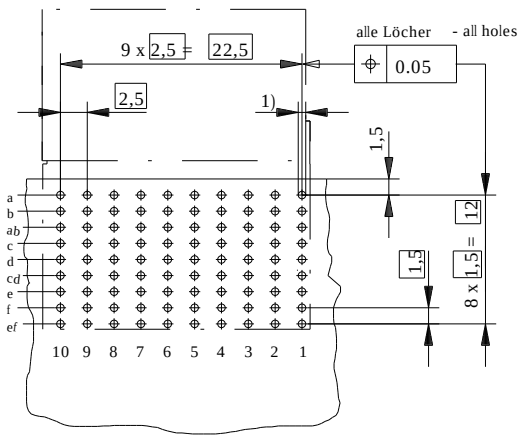

1) ø0.6 ±0.05 Durchmesser des metallisierten Loches
ø0.6 ±0.05 Diameter of finished plated-through hole

ø0.7 ±0.02 Bohrungsdurchmesser des Loches
ø0.7 ±0.02 Diameter of drilled hole

Schichtaufbau im metallisierten Loch
siehe Zeichnung 114406

Metal plating of plated-through hole
see drawing 114406

Information: F + Y siehe Bestückungsplan / see contact layout Anforderungsstufe 2 / class 2	Tolerances All Dimensions in mm	Scale 2:1	
All rights reserved. Only for information. To insure that this is the latest version of this drawing, please contact one of the ERNI companies before using.	Subject to modification without prior notice. Drawing will not be updated.	Designation ERmetZD Messerleiste abg. 3-10 ERmetZD Male Con. angle 3-10	
a 13.07.2006	www.ERNI.com	204781	I
Index Date	H:00058318.SZA	ERMZ D	

Consider protection memo from DIN 34